

CRANE 2S Camera Compatibility List





V1.07


Update Time: November 27th, 2020 (the corresponding stabilizer firmware version is 1.83)

Camera Model	Photo		Video		Live Preview	Shutter Speed Adjustment		Aperture Adjustment		ISO Adjustment		EV Adjustment		Electronic Zoom	Halfway Press Shutter Button to Autofocus	Electronic Follow Focus(Focus Wheel)	Camera Control Cable Type	Camera Firmware Version	Note
	Save	Playback	Save	Playback		Photo Mode	Video Mode	Photo Mode	Video Mode	Photo Mode	Video Mode	Photo Mode	Video Mode						
Sony a9 II	√	√	√	√	-	-	-	-	-	-	-	-	-	√	-	-	Type-C to Multi USB	V2.00	1. Please select "PC Remote" for your camera's "USB Connection". 2. If using electronic focusing, set the "zoom setting" into "on: Digital zoom" in the menu and set the photo format into "JPEG".
Sony a9	√	√	√	√	-	-	-	-	-	-	-	-	-	√	-	-	Type-C to Multi USB	V6.00	
Sony a7R4	√	√	√	√	-	-	-	-	-	-	-	-	-	√	-	-	Type-C to Multi USB	V1.20	
Sony a7R3	√	√	√	√	-	-	-	-	-	-	-	-	-	√	-	-	Type-C to Multi USB	V3.01	
Sony a7M3	√	√	√	√	-	-	-	-	-	-	-	-	-	√	-	-	Type-C to Multi USB	V3.10	
Sony a7S3	√	√	√	√	-	-	-	-	-	-	-	-	-	√	-	-	Type-C to Multi USB	V1.01	
Sony a7R2	√	√	√	√	-	-	-	-	-	-	-	-	-	√	-	-	Type-C to Multi USB	V4.01	
Sony a7S2	√	√	√	√	-	-	-	-	-	-	-	-	-	√	-	-	Type-C to Multi USB	V3.01	
Sony a6600	√	√	√	√	-	-	-	-	-	-	-	-	-	√	-	-	Type-C to Multi USB	V1.10	
Sony a6500	√	√	√	√	-	-	-	-	-	-	-	-	-	√	-	-	Type-C to Multi USB	V1.06	
Sony a6400	√	√	√	√	-	-	-	-	-	-	-	-	-	√	-	-	Type-C to Multi USB	V2.00	
Sony a6300	√	√	√	√	-	-	-	-	-	-	-	-	-	√	-	-	Type-C to Multi USB	V2.01	
Sony a6100	√	√	√	√	-	-	-	-	-	-	-	-	-	√	-	-	Type-C to Multi USB	V1.00	
Panasonic G9	√	√	√	√	√	√	√	√	√	√	√	√	√	-	√	√	Type-C to Micro USB	V2.1	1. Please select PC(Tether) for your camera's "USB mode" 2. If using electronic focusing, the lens should be in MF mode.
Panasonic GH5	√	√	√	√	√	√	√	√	√	√	√	√	√	-	√	√	Type-C to Type-C USB	V2.6	
Panasonic GH5S	√	√	√	√	√	√	√	√	√	√	√	√	√	-	√	√	Type-C to Type-C USB	V1.6	
Panasonic S1	√	√	√	√	√	√	√	√	√	√	√	√	√	-	√	√	Type-C to Type-C USB	V1.3	
Panasonic S1H	√	√	√	√	√	√	√	√	√	√	√	√	√	-	√	√	Type-C to Type-C USB	V1.0	
Canon 1DX3	√	√	√	√	√	√	√	√	√	√	√	√	√	-	√	√	Type-C to Type-C USB	V1.1.0	1. If using electronic focusing, the lens should be in AF mode while the camera in live view 2. If using electronic focus when the camera is recording, please set the "Movie setting AF" into "disable".
Canon 1DX2	√	√	√	√	√	√	√	√	√	√	√	√	√	-	√	√	Type-C to Micro USB	V1.0.2	
Canon 5D3	√	√	√	√	√	√	√	√	√	√	√	√	√	-	√	√	Type-C to Mini USB	V1.3.5	
Canon 5D4	√	√	√	√	√	√	√	√	√	√	√	√	√	-	√	√	Type-C to Micro USB	V1.0.4	
Canon 5DS	√	√	√	√	√	√	√	√	√	√	√	√	√	-	√	√	Type-C to Micro USB	V1.1.1	
Canon 5DS R	√	√	√	√	√	√	√	√	√	√	√	√	√	-	√	√	Type-C to Micro USB	V1.1.2R	
Canon 6D2	√	√	√	√	√	√	√	√	√	√	√	√	√	-	√	√	Type-C to Mini USB	V1.0.4	
Canon 80D	√	√	√	√	√	√	√	√	√	√	√	√	√	-	√	√	Type-C to Mini USB	V1.0.2	
Canon 90D	√	√	√	√	√	√	√	√	√	√	√	√	√	-	√	√	Type-C to Micro USB	V1.1.1	
Canon EOS R5	√	√	√	√	-	√	√	√	√	√	√	√	√	-	√	√	Type-C to Type-C USB	V1.1.1	
Canon EOS R6	√	√	√	√	-	√	√	√	√	√	√	√	√	-	√	√	Type-C to Type-C USB	V1.1.1	
Canon EOS R	√	√	√	√	-	√	√	√	√	√	√	√	√	-	√	√	Type-C to Type-C USB	V1.6.0	
Canon EOS RP	√	√	√	√	-	√	√	√	√	√	√	√	√	-	×	-	Type-C to Type-C USB	V1.4.0	
Nikon D850	√	√	√	√	√	√	√	√	√	√	√	√	√	-	√	√	Type-C to Micro USB	V1.11	1. When using electronic focusing, the lens should be in A(AF) mode, and the focus mode should be AF-S or AF-C. 2. Nikon cameras don't support electronic focusing when recording.
Nikon Z5	√	√	√	√	-	√	√	√	√	√	√	√	√	-	√	√	Type-C to Type-C USB	V1.00	
Nikon Z6	√	√	√	√	-	√	√	√	√	√	√	√	√	-	√	√	Type-C to Type-C USB	V3.00	
Nikon Z 6II	√	√	√	√	-	√	√	√	√	√	√	√	√	-	√	√	Type-C to Type-C USB	V1.00	
Nikon Z7	√	√	√	√	-	√	√	√	√	√	√	√	√	-	√	√	Type-C to Type-C USB	V2.00	
Nikon Z50	√	√	√	√	-	√	√	√	√	√	√	√	√	-	√	√	Type-C to Micro USB	V1.00	



Camera Model	Photo		Video		Live Preview	Shutter Speed Adjustment		Aperture Adjustment		ISO Adjustment		EV Adjustment		Electronic Zoom	Halfway Press Shutter Button to Autofocus	Electronic Follow Focus(Focus Wheel)	Camera Control Cable Type	Camera Firmware Version	Note
	Save	Playback	Save	Playback		Photo Mode	Video Mode	Photo Mode	Video Mode	Photo Mode	Video Mode	Photo Mode	Video Mode						
SIGMA fp	√	√	√	√	-	-	-	-	-	-	-	-	-	-	√	-	Type-C to Type-C USB	V2.00	
FUJIFILM X-H1	√	√	√	√	-	-	-	-	-	√	-	√	√	-	√	-	Type-C to Micro USB	V2.00	1. Please set the "connection mode" into "USB TETHER shooting auto" for camera connection settings.
FUJIFILM X-T3	√	√	√	√	-	-	-	-	-	√	√	√	√	-	√	-	Type-C to Type-C USB	V3.21	
FUJIFILM X-T4	√	√	√	√	-	-	-	-	-	√	√	√	√	-	√	-	Type-C to Type-C USB	V1.01	
OLYMPUS E-M1 II	√	√	√	√	-	√	√	√	√	√	√	√	√	-	√	-	Type-C to Type-C USB	V3.1	1. Please select "PC Remote" for your camera's "USB mode".[]
BMPCC 4K	-	-	√	√	-	√	√	√	√	√	√	-	-	-	-	√	Type-C to Type-C USB	V6.9.1	
BMPCC 6K	-	-	√	√	-	√	√	√	√	√	√	-	-	-	-	×	Type-C to Type-C USB	V6.9.1	
ZCAM E2 	-	-	√	√	-	-	-	-	√	-	√	-	-	-	-	-	Type-C to Type-C USB	V0.98.0	1. Set the camera's "USB Connect" into "serial".
ZCAM E2	-	-	√	√	-	-	-	-	√	-	√	-	-	-	-	-	Type-C to Type-C USB	V0.95	
ZCAM E2 F6	-	-	√	√	-	-	-	-	√	-	√	-	-	-	-	-	Type-C to Type-C USB	V0.95	

Note:

- This table will be updated in line with firmware update and is subject to change without prior notice.
- For Sony cameras, after connecting stabilizer and camera with control cable, power on the stabilizer and then the camera. Make sure the camera is fully charged. Optical zoom control is available on the stabilizer when used with motorized lens. Digital zoom control is available on the stabilizer when used with non-motorized lens. Please select zoom option in your camera's settings.
- When shooting panorama or timelapse, it's recommended to turn off auto review in the Sony camera, turn off auto review and duration time(photo) in the Panasonic camera, turn off image review in the Nikon camera to reduce system latency.
- Canon DSLRs cannot realize the halfway press shutter button to autofocus in Live Preview. If the feature is used, the camera Live Preview mode should be turned off.
- When connecting a control cable to a Panasonic G9, turn off the USB Power Supply in the camera settings.
- After connecting Olympus cameras to CRANE 2S, there will be a prompt on camera screen for you to choose USB mode. Please choose[] (PC control) and turn camera mode dial to P, A, S, or M mode.
- In Photo mode of Fujifilm, camera parameter control from camera is disabled and you can only adjust camera parameter via stabilizer. Press LV button of stabilizer to resume parameter control of your camera and press LV button again to return to stabilizer control; Fujifilm doesn't support saving photos in RAW format.
- The "Real-time Preview" feature is for user to switch between electronic viewfinder and optical viewfinder in DSLR by single-clicking the LV button of the stabilizer.
- For Canon mirrorless cameras, switch the shooting mode to photo mode before taking photos. When shooting a video is needed, switch the shooting mode to movie mode. Please turn off your camera before switching modes. For EOS R/RP/R5/R6, shutter release can't be used to control video shooting in photo mode otherwise the camera may freeze. (In this case please take out the camera batteries and reinstall and turn on the camera again)
- "√" means the camera can realize the function after connecting to the stabilizer; "x" means the camera currently cannot realize the function after connecting to the stabilizer, but there're possibilities that the function may open by a firmware update or other ways. "-" means the uncontrollable functions after connecting to the stabilizer is because the camera control protocol is not opened.



Camera Brand	Model	Lens Model	Mounting Status	Balance Adjustment		Camera Backing Base		Servo Zoom/Focus Motor	Installation Remark
				Horizontal	Vertical	Horizontal	Vertical		
Canon	1D X Mark II (Without Backing Base) 5DS, 5DS R, 5D Mark IV, 5D Mark III, 6D Mark II, 6D, 90D, 80D	EF 8-15mm f/4L USM	Camera and Lens	√	√	-	-		Can be balanced at any focal length
			Camera, Lens and Servo Motor (For Focus Control)	√	√	√	√	Servo zoom & focus motor installed on either side	Can be balanced at any focal length
			Camera, Lens and Servo Motor (For Zoom Control)	√	√	√	√	Servo zoom & focus motor installed on either side	Can be balanced at any focal length
		EF 11-24mm f/4L USM	Camera and Lens	√	√	-	-		Can be balanced at any focal length
			Camera, Lens and Servo Motor (For Focus Control)	√	√	√	√	Servo zoom & focus motor installed on either side	Can be balanced at any focal length
			Camera, Lens and Servo Motor (For Zoom Control)	√	√	√	√	Servo zoom & focus motor installed on either side	Can be balanced at any focal length
		EF 16-35mm f/4L IS USM	Camera and Lens	√	√	-	-		Can be balanced at any focal length
			Camera, Lens and Servo Motor (For Focus Control)	√	√	√	√	Servo zoom & focus motor installed on either side	Can be balanced at any focal length
			Camera, Lens and Servo Motor (For Zoom Control)	√	√	√	√	Servo zoom & focus motor installed on either side	Can be balanced at any focal length
		EF 16-35mm f/2.8L III USM	Camera and Lens	√	√	-	-		Can be balanced at any focal length
			Camera, Lens and Servo Motor (For Focus Control)	√	√	√	√	Servo zoom & focus motor installed on either side	Can be balanced at any focal length
			Camera, Lens and Servo Motor (For Zoom Control)	√	√	√	√	Servo zoom & focus motor installed on either side	Can be balanced at any focal length
		EF 17-40mm f/4L USM	Camera and Lens	√	√	-	-		Can be balanced at any focal length
			Camera, Lens and Servo Motor (For Focus Control)	√	√	√	√	Servo zoom & focus motor installed on either side	Can be balanced at any focal length
			Camera, Lens and Servo Motor (For Zoom Control)	√	√	√	√	Servo zoom & focus motor installed on either side	Can be balanced at any focal length
		EF 24-70mm f/2.8L II USM	Camera and Lens	√	√	-	-		Can be balanced at any focal length
			Camera, Lens and Servo Motor (For Focus Control)	√	√	√	√	Servo zoom & focus motor installed on either side	Can be balanced at any focal length
			Camera, Lens and Servo Motor (For Zoom Control)	√	√	√	√	Servo zoom & focus motor installed on either side	Can be balanced at any focal length
		EF 24-70mm f/4L IS USM	Camera and Lens	√	√	-	-		Can be balanced at any focal length
			Camera, Lens and Servo Motor (For Focus Control)	√	√	√	√	Servo zoom & focus motor installed on either side	Can be balanced at any focal length
			Camera, Lens and Servo Motor (For Zoom Control)	√	√	√	√	Servo zoom & focus motor installed on either side	Can be balanced at any focal length
		EF 24-105mm f/4L IS II USM	Camera and Lens	√	√	-	-		Can be balanced at any focal length
			Camera, Lens and Servo Motor (For Focus Control)	√	√	√	√	Servo zoom & focus motor installed on either side	Can be balanced at any focal length
			Camera, Lens and Servo Motor (For Zoom Control)	√	√	√	√	Servo zoom & focus motor installed on either side	Can be balanced at any focal length
		EF 24-105mm f/3.5-5.6 IS STM	Camera and Lens	√	√	-	-		Can be balanced at any focal length
			Camera, Lens and Servo Motor (For Focus Control)	√	√	√	√	Servo zoom & focus motor installed on either side	Can be balanced at any focal length
			Camera, Lens and Servo Motor (For Zoom Control)	√	√	√	√	Servo zoom & focus motor installed on either side	Can be balanced at any focal length
		EF 24mm f/1.4L II USM	Camera and Lens	√	√	-	-		
			Camera, Lens and Servo Motor (For Focus Control)	√	√	√	√	Servo zoom & focus motor installed on either side	
		EF 35mm f/1.4L II USM	Camera and Lens	√	√	-	-		
			Camera, Lens and Servo Motor (For Focus Control)	√	√	√	√	Servo zoom & focus motor installed on either side	
		EF 50mm f/1.2L USM	Camera and Lens	√	√	-	-		
			Camera, Lens and Servo Motor (For Focus Control)	√	√	√	√	Servo zoom & focus motor installed on either side	
		EF 50mm f/1.4 USM	Camera and Lens	√	√	-	-		
			Camera, Lens and Servo Motor (For Focus Control)	√	√	√	√	Servo zoom & focus motor installed on either side	
		EF 50mm f/1.8 STM	Camera and Lens	√	√	-	-		
			Camera, Lens and Servo Motor (For Focus Control)	√	√	√	√	Servo zoom & focus motor installed on either side	
		EF 85mm f/1.2L II USM	Camera and Lens	√	√	-	-		
			Camera, Lens and Servo Motor (For Focus Control)	√	√	√	√	Servo zoom & focus motor installed on either side	
		EF 85mm f/1.4L IS USM	Camera and Lens	√	√	-	-		
			Camera, Lens and Servo Motor (For Focus Control)	√	√	√	√	Servo zoom & focus motor installed on either side	
		EF 85mm f/1.8 USM	Camera and Lens	√	√	-	-		
Camera, Lens and Servo Motor (For Focus Control)	√		√	√	√	Servo zoom & focus motor installed on either side			



CRANE 2S Supported Camera-Lens List

Camera Brand	Model	Lens Model	Mounting Status	Balance Adjustment		Camera Backing Base		Servo Zoom/Focus Motor	Installation Remark	
				Horizontal	Vertical	Horizontal	Vertical			
Canon	1D X Mark II (Without Backing Base) 5DS, 5DS R, 5D Mark IV, 5D Mark III, 6D Mark II, 6D, 90D, 80D	Sigma 24-70mm f/2.8 DG HSM Art	Camera and Lens	√	√	-	-		Can be balanced at any focal length	
			Camera, Lens and Servo Motor (For Focus Control)	√	√	√	√	Servo zoom & focus motor installed on either side	Can be balanced at any focal length	
			Camera, Lens and Servo Motor (For Zoom Control)	√	√	√	√	Servo zoom & focus motor installed on either side	Can be balanced at any focal length	
		Sigma 35mm f/1.4 DG HSM Art	Camera and Lens	√	√	-	-			
			Camera, Lens and Servo Motor (For Focus Control)	√	√	√	√	Servo zoom & focus motor installed on either side		
		Sigma 50mm f/1.4 DG HSM Art	Camera and Lens	√	√	-	-			
			Camera, Lens and Servo Motor (For Focus Control)	√	√	√	√	Servo zoom & focus motor installed on either side		
		EOS R, EOS R5, EOS R6, EOSRP (Non-RF lens should use EF-EOS R lens adapter)	EF 8-15mm f/4L USM	Camera and Lens	√	√	-	-		Can be balanced at any focal length
				Camera, Lens and Servo Motor (For Focus Control)	√	√	√	√	Servo zoom & focus motor installed on either side	Can be balanced at any focal length
				Camera, Lens and Servo Motor (For Zoom Control)	√	√	√	√	Servo zoom & focus motor installed on either side	Can be balanced at any focal length
			EF 11-24mm f/4L USM	Camera and Lens	√	√	√	√		Can be balanced at any focal length
				Camera, Lens and Servo Motor (For Focus Control)	√	√	√	√	Servo zoom & focus motor installed on either side	Can be balanced at any focal length
	Camera, Lens and Servo Motor (For Zoom Control)			√	√	√	√	Servo zoom & focus motor installed on either side	Can be balanced at any focal length	
	EF 16-35mm f/4L IS USM		Camera and Lens	√	√	-	-		Can be balanced at any focal length	
			Camera, Lens and Servo Motor (For Focus Control)	√	√	√	√	Servo zoom & focus motor installed on either side	Can be balanced at any focal length	
			Camera, Lens and Servo Motor (For Zoom Control)	√	√	√	√	Servo zoom & focus motor installed on either side	Can be balanced at any focal length	
	EF 16-35mm f/2.8L III USM		Camera and Lens	√	√	√	√		Can be balanced at any focal length	
			Camera, Lens and Servo Motor (For Focus Control)	√	√	√	√	Servo zoom & focus motor installed on either side	Can be balanced at any focal length	
			Camera, Lens and Servo Motor (For Zoom Control)	√	√	√	√	Servo zoom & focus motor installed on either side	Can be balanced at any focal length	
	EF 17-40mm f/4L USM		Camera and Lens	√	√	-	-		Can be balanced at any focal length	
			Camera, Lens and Servo Motor (For Focus Control)	√	√	√	√	Servo zoom & focus motor installed on either side	Can be balanced at any focal length	
			Camera, Lens and Servo Motor (For Zoom Control)	√	√	√	√	Servo zoom & focus motor installed on either side	Can be balanced at any focal length	
	EF 24-70mm f/2.8L II USM		Camera and Lens	√	√	√	√		Can be balanced at any focal length	
			Camera, Lens and Servo Motor (For Focus Control)	√	√	√	√	Servo zoom & focus motor installed on either side	Can be balanced at any focal length	
			Camera, Lens and Servo Motor (For Zoom Control)	√	√	√	√	Servo zoom & focus motor installed on either side	Can be balanced at any focal length	
	EF 24-70mm f/4L IS USM		Camera and Lens	√	√	√	√		Can be balanced at any focal length	
			Camera, Lens and Servo Motor (For Focus Control)	√	√	√	√	Servo zoom & focus motor installed on either side	Can be balanced at any focal length	
			Camera, Lens and Servo Motor (For Zoom Control)	√	√	√	√	Servo zoom & focus motor installed on either side	Can be balanced at any focal length	
	EF 24-105mm f/4L IS II USM		Camera and Lens	√	√	√	√		Can be balanced at any focal length	
			Camera, Lens and Servo Motor (For Focus Control)	√	√	√	√	Servo zoom & focus motor installed on either side	Can be balanced at any focal length	
Camera, Lens and Servo Motor (For Zoom Control)			√	√	√	√	Servo zoom & focus motor installed on either side	Can be balanced at any focal length		
EF 24-105mm f/3.5-5.6 IS STM	Camera and Lens	√	√	√	√		Can be balanced at any focal length			
	Camera, Lens and Servo Motor (For Focus Control)	√	√	√	√	Servo zoom & focus motor installed on either side	Can be balanced at any focal length			
	Camera, Lens and Servo Motor (For Zoom Control)	√	√	√	√	Servo zoom & focus motor installed on either side	Can be balanced at any focal length			
EF 24mm f/1.4L II USM	Camera and Lens	√	√	√	√					
	Camera, Lens and Servo Motor (For Focus Control)	√	√	√	√	Servo zoom & focus motor installed on either side				
EF 35mm f/1.4L II USM	Camera and Lens	√	√	√	√					
	Camera, Lens and Servo Motor (For Focus Control)	√	√	√	√	Servo zoom & focus motor installed on either side				
EF 50mm f/1.2L USM	Camera and Lens	√	√	√	√					
	Camera, Lens and Servo Motor (For Focus Control)	√	√	√	√	Servo zoom & focus motor installed on either side				
EF 50mm f/1.4 USM	Camera and Lens	√	√	√	√					
	Camera, Lens and Servo Motor (For Focus Control)	√	√	√	√	Servo zoom & focus motor installed on either side				



CRANE 2S Supported Camera-Lens List

Camera Brand	Model	Lens Model	Mounting Status	Balance Adjustment		Camera Backing Base		Servo Zoom/Focus Motor	Installation Remark
				Horizontal	Vertical	Horizontal	Vertical		
Canon	EOS R, EOS R5, EOS R6, EOSRP (Non-RF lens should use EF-EOS R lens adapter)	EF 50mm f/1.8 STM	Camera and Lens	√	√	√	√		
			Camera, Lens and Servo Motor (For Focus Control)	√	√	√	√	Servo zoom & focus motor installed on either side	
		EF 85mm f/1.2L II USM	Camera and Lens	√	√	√	√		
			Camera, Lens and Servo Motor (For Focus Control)	√	√	√	√	Servo zoom & focus motor installed on either side	
		EF 85mm f/1.4L IS USM	Camera and Lens	√	√	√	√		
			Camera, Lens and Servo Motor (For Focus Control)	√	√	√	√	Servo zoom & focus motor installed on either side	
		EF 85mm f/1.8 USM	Camera and Lens	√	√	√	√		
			Camera, Lens and Servo Motor (For Focus Control)	√	√	√	√	Servo zoom & focus motor installed on either side	
		Sigma 24-70mm f/2.8 DG HSM Art	Camera and Lens	√	√	√	√		Can be balanced at any focal length
			Camera, Lens and Servo Motor (For Focus Control)	√	√	√	√	Servo zoom & focus motor installed on either side	Can be balanced at any focal length
			Camera, Lens and Servo Motor (For Zoom Control)	√	√	√	√	Servo zoom & focus motor installed on either side	Can be balanced at any focal length
		Sigma 35mm f/1.4 DG HSM Art	Camera and Lens	√	√	-	-		
			Camera, Lens and Servo Motor (For Focus Control)	√	√	√	√	Servo zoom & focus motor installed on either side	
		Sigma 50mm f/1.4 DG HSM Art	Camera and Lens	√	√	-	-		
			Camera, Lens and Servo Motor (For Focus Control)	√	√	√	√	Servo zoom & focus motor installed on either side	
		RF15-35mm F2.8 L IS USM	Camera and Lens	√	√	√	√		Can be balanced at any focal length
			Camera, Lens and Servo Motor (For Focus Control)	√	√	√	√	Servo zoom & focus motor installed on either side	Can be balanced at any focal length
			Camera, Lens and Servo Motor (For Zoom Control)	√	√	√	√	Servo zoom & focus motor installed on either side	Can be balanced at any focal length
		RF24-70mm F2.8 L IS USM	Camera and Lens	√	√	√	√		Can be balanced at any focal length
			Camera, Lens and Servo Motor (For Focus Control)	√	√	√	√	Servo zoom & focus motor installed on either side	Can be balanced at any focal length
			Camera, Lens and Servo Motor (For Zoom Control)	√	√	√	√	Servo zoom & focus motor installed on either side	Can be balanced at any focal length
		RF24-105mm F4 L IS USM	Camera and Lens	√	√	-	-		Can be balanced at any focal length
			Camera, Lens and Servo Motor (For Focus Control)	√	√	√	√	Servo zoom & focus motor installed on either side	Can be balanced at any focal length
			Camera, Lens and Servo Motor (For Zoom Control)	√	√	√	√	Servo zoom & focus motor installed on either side	Can be balanced at any focal length
		RF28-70mm F2 L	Camera and Lens	√	√	√	√		Can be balanced at any focal length
			Camera, Lens and Servo Motor (For Focus Control)	√	√	√	√	Servo zoom & focus motor installed on either side	Can be balanced at any focal length
			Camera, Lens and Servo Motor (For Zoom Control)	√	√	√	√	Servo zoom & focus motor installed on either side	Can be balanced at any focal length
		RF35mm F1.8	Camera and Lens	√	√	-	-		
			Camera, Lens and Servo Motor (For Focus Control)	√	√	-	-	Servo zoom & focus motor installed on either side	
		RF50mm F1.2 L USM	Camera and Lens	√	√	-	-		
Camera, Lens and Servo Motor (For Focus Control)	√		√	√	√	Servo zoom & focus motor installed on either side			
RF85mm F1.2 L USM	Camera and Lens	√	√	-	-				
	Camera, Lens and Servo Motor (For Focus Control)	√	√	√	√	Servo zoom & focus motor installed on either side			



Camera Brand	Model	Lens Model	Mounting Status	Balance Adjustment		Camera Backing Base		Servo Zoom/Focus Motor	Installation Remark	
				Horizontal	Vertical	Horizontal	Vertical			
Nikon	D850, D810, D750, D610, D7500	AF-S NIKKOR 85mm f/1.4G	Camera and Lens	√	√	-	-			
			Camera, Lens and Servo Motor (For Focus Control)	√	√	√	√	Servo zoom & focus motor installed on either side		
		AF-S NIKKOR 85mm f/1.8G	Camera and Lens	√	√	-	-			
			Camera, Lens and Servo Motor (For Focus Control)	√	√	√	√	Servo zoom & focus motor installed on either side		
		Sigma 24 70mm f/2.8L DG	Camera and Lens	√	√	-	-		Can be balanced at any focal length	
			Camera, Lens and Servo Motor (For Focus Control)	√	√	√	√	Servo zoom & focus motor installed on either side	Can be balanced at any focal length	
			Camera, Lens and Servo Motor (For Zoom Control)	√	√	√	√	Servo zoom & focus motor installed on either side	Can be balanced at any focal length	
		Sigma 35mm F1.4 DG	Camera and Lens	√	√	-	-			
			Camera, Lens and Servo Motor (For Focus Control)	√	√	√	√	Servo zoom & focus motor installed on either side		
		Sigma 50mm F1.4 DG	Camera and Lens	√	√	-	-			
			Camera, Lens and Servo Motor (For Focus Control)	√	√	√	√	Servo zoom & focus motor installed on either side		
		Z5, Z6, Z6II, Z7	NIKKOR Z 24-70mm f/2.8S	Camera and Lens	√	√	-	-		Can be balanced at any focal length
				Camera, Lens and Servo Motor (For Focus Control)	√	√	√	√	Servo zoom & focus motor installed on either side	Can be balanced at any focal length
				Camera, Lens and Servo Motor (For Zoom Control)	√	√	√	√	Servo zoom & focus motor installed on either side	Can be balanced at any focal length
	NIKKOR Z 24-70mm f/4S		Camera and Lens	√	√	-	-		Can be balanced at any focal length	
			Camera, Lens and Servo Motor (For Focus Control)	√	√	√	√	Servo zoom & focus motor installed on either side	Can be balanced at any focal length	
			Camera, Lens and Servo Motor (For Zoom Control)	√	√	√	√	Servo zoom & focus motor installed on either side	Can be balanced at any focal length	
	NIKKOR Z 35mm f/1.8S		Camera and Lens	√	√	-	-			
			Camera, Lens and Servo Motor (For Focus Control)	√	√	√	√	Servo zoom & focus motor installed on either side		
	NIKKOR Z 50mm f/1.8S		Camera and Lens	√	√	-	-			
			Camera, Lens and Servo Motor (For Focus Control)	√	√	√	√	Servo zoom & focus motor installed on either side		
	AF-S NIKKOR 14-24mm f/2.8G ED		Camera and Lens	√	√	√	√		Can be balanced at any focal length	
			Camera, Lens and Servo Motor (For Focus Control)	√	√	√	√	Servo zoom & focus motor installed on either side	Can be balanced at any focal length	
			Camera, Lens and Servo Motor (For Zoom Control)	√	√	√	√	Servo zoom & focus motor installed on either side	Can be balanced at any focal length	
	AF-S NIKKOR 16-35mm f/4G ED VR		Camera and Lens	√	√	-	-		Can be balanced at any focal length	
			Camera, Lens and Servo Motor (For Focus Control)	√	√	√	√	Servo zoom & focus motor installed on either side	Can be balanced at any focal length	
			Camera, Lens and Servo Motor (For Zoom Control)	√	√	√	√	Servo zoom & focus motor installed on either side	Can be balanced at any focal length	
	AF-S Zoom-NIKKOR 17-35mm f/2.8D IF-ED		Camera and Lens	√	√	-	-		Can be balanced at any focal length	
			Camera, Lens and Servo Motor (For Focus Control)	√	√	√	√	Servo zoom & focus motor installed on either side	Can be balanced at any focal length	
			Camera, Lens and Servo Motor (For Zoom Control)	√	√	√	√	Servo zoom & focus motor installed on either side	Can be balanced at any focal length	
AF-S NIKKOR 18-35mm f/3.5-4.5G ED	Camera and Lens		√	√	-	-		Can be balanced at any focal length		
	Camera, Lens and Servo Motor (For Focus Control)		√	√	√	√	Servo zoom & focus motor installed on either side	Can be balanced at any focal length		
	Camera, Lens and Servo Motor (For Zoom Control)		√	√	√	√	Servo zoom & focus motor installed on either side	Can be balanced at any focal length		
AF-S NIKKOR 24-70mm f/2.8E ED VR	Camera and Lens		√	√	-	-		Can be balanced at any focal length		
	Camera, Lens and Servo Motor (For Focus Control)		√	√	√	√	Servo zoom & focus motor installed on either side	Can be balanced at any focal length		
	Camera, Lens and Servo Motor (For Zoom Control)		√	√	√	√	Servo zoom & focus motor installed on either side	Can be balanced at any focal length		
AF-S NIKKOR 24-70mm f/2.8G ED	Camera and Lens		√	√	-	-		Can be balanced at any focal length		
	Camera, Lens and Servo Motor (For Focus Control)		√	√	√	√	Servo zoom & focus motor installed on either side	Can be balanced at any focal length		
	Camera, Lens and Servo Motor (For Zoom Control)		√	√	√	√	Servo zoom & focus motor installed on either side	Can be balanced at any focal length		
AF Zoom-NIKKOR 24-85mm f/2.8-4D IF	Camera and Lens		√	√	-	-		Can be balanced at any focal length		
	Camera, Lens and Servo Motor (For Focus Control)		√	√	√	√	Servo zoom & focus motor installed on either side	Can be balanced at any focal length		
	Camera, Lens and Servo Motor (For Zoom Control)	√	√	√	√	Servo zoom & focus motor installed on either side	Can be balanced at any focal length			



Camera Brand	Model	Lens Model	Mounting Status	Balance Adjustment		Camera Backing Base		Servo Zoom/Focus Motor	Installation Remark
				Horizontal	Vertical	Horizontal	Vertical		
Nikon	Z5, Z6, Z 6II, Z7	AF-S NIKKOR 24-85mm f/3.5-4.5G ED VR	Camera and Lens	√	√	-	-		Can be balanced at any focal length
			Camera, Lens and Servo Motor (For Focus Control)	√	√	√	√	Servo zoom & focus motor installed on either side	Can be balanced at any focal length
			Camera, Lens and Servo Motor (For Zoom Control)	√	√	√	√	Servo zoom & focus motor installed on either side	Can be balanced at any focal length
		AF-S NIKKOR 24-120mm f/4G ED VR	Camera and Lens	√	√	-	-		Can be balanced at any focal length
			Camera, Lens and Servo Motor (For Focus Control)	√	√	√	√	Servo zoom & focus motor installed on either side	Can be balanced at any focal length
			Camera, Lens and Servo Motor (For Zoom Control)	√	√	√	√	Servo zoom & focus motor installed on either side	Can be balanced at any focal length
		AF-S NIKKOR 28-300mm f/3.5-5.6G ED VR	Camera and Lens	√	√	-	-		Can be balanced at any focal length
			Camera, Lens and Servo Motor (For Focus Control)	√	√	√	√	Servo zoom & focus motor installed on either side	Can be balanced at any focal length
			Camera, Lens and Servo Motor (For Zoom Control)	√	√	√	√	Servo zoom & focus motor installed on either side	Can be balanced at any focal length
		AF NIKKOR 14mm f/2.8D ED	Camera and Lens	√	√	-	-		Can be balanced at any focal length
			Camera, Lens and Servo Motor (For Focus Control)	√	√	√	√	Servo zoom & focus motor installed on either side	
		AF-S NIKKOR 20mm f/1.8G ED	Camera and Lens	√	√	-	-		
			Camera, Lens and Servo Motor (For Focus Control)	√	√	√	√	Servo zoom & focus motor installed on either side	
		AF-S NIKKOR 24mm f/1.4G ED	Camera and Lens	√	√	-	-		
			Camera, Lens and Servo Motor (For Focus Control)	√	√	√	√	Servo zoom & focus motor installed on either side	
		AF-S NIKKOR 24mm f/1.8G ED	Camera and Lens	√	√	-	-		
			Camera, Lens and Servo Motor (For Focus Control)	√	√	√	√	Servo zoom & focus motor installed on either side	
		AF-S NIKKOR 35mm f/1.4G	Camera and Lens	√	√	-	-		
			Camera, Lens and Servo Motor (For Focus Control)	√	√	√	√	Servo zoom & focus motor installed on either side	
		AF-S NIKKOR 50mm f/1.4G	Camera and Lens	√	√	-	-		
			Camera, Lens and Servo Motor (For Focus Control)	√	√	√	√	Servo zoom & focus motor installed on either side	
		AF-S NIKKOR 85mm f/1.4G	Camera and Lens	√	√	-	-		
			Camera, Lens and Servo Motor (For Focus Control)	√	√	√	√	Servo zoom & focus motor installed on either side	
		AF-S NIKKOR 85mm f/1.8G	Camera and Lens	√	√	-	-		
			Camera, Lens and Servo Motor (For Focus Control)	√	√	√	√	Servo zoom & focus motor installed on either side	
		Sigma 24-70mm f/2.8L DG	Camera and Lens	√	√	-	-		Can be balanced at any focal length
			Camera, Lens and Servo Motor (For Focus Control)	√	√	√	√	Servo zoom & focus motor installed on either side	Can be balanced at any focal length
			Camera, Lens and Servo Motor (For Zoom Control)	√	√	√	√	Servo zoom & focus motor installed on either side	Can be balanced at any focal length
		Sigma 35mm F1.4 DG HSM Art	Camera and Lens	√	√	-	-		
			Camera, Lens and Servo Motor (For Focus Control)	√	√	√	√	Servo zoom & focus motor installed on either side	
Sigma 50mm F1.4 DG	Camera and Lens	√	√	-	-				
	Camera, Lens and Servo Motor (For Focus Control)	√	√	√	√	Servo zoom & focus motor installed on either side			



CRANE 2S Supported Camera-Lens List

Camera Brand	Model	Lens Model	Mounting Status	Balance Adjustment		Camera Backing Base		Servo Zoom/Focus Motor	Installation Remark		
				Horizontal	Vertical	Horizontal	Vertical				
Sony	A9, A9 II, A9M2, A7R4, A7R3, A7M3, A7R2, A7S3, A7C, A7M2, A7S2	E 18-200mm F3.5-6.3 OSS LE	Camera and Lens	√	√	√	√		Can be balanced at any focal length		
			Camera, Lens and Servo Motor (For Focus Control)	√	√	√	√	Servo zoom & focus motor installed on either side	Can be balanced at any focal length		
			Camera, Lens and Servo Motor (For Zoom Control)	√	√	√	√	Servo zoom & focus motor installed on either side	Can be balanced at any focal length		
		Sigma 16mm f/1.4 DC DN	Camera and Lens	√	√	√	√				
			Camera, Lens and Servo Motor (For Focus Control)	√	√	√	√	Servo zoom & focus motor installed on either side			
		Sigma 24mm f1.4 DG	Camera and Lens	√	√	√	√				
			Camera, Lens and Servo Motor (For Focus Control)	√	√	√	√	Servo zoom & focus motor installed on either side			
		Sigma 30mm f/1.4 DC DN	Camera and Lens	√	√	√	√				
			Camera, Lens and Servo Motor (For Focus Control)	√	√	√	√	Servo zoom & focus motor installed on either side			
		Sigma 35mm f/1.4 DG HSM Art	Camera and Lens	√	√	√	√				
			Camera, Lens and Servo Motor (For Focus Control)	√	√	√	√	Servo zoom & focus motor installed on either side			
		Sigma 50mm f/1.4 DG	Camera and Lens	√	√	√	√				
			Camera, Lens and Servo Motor (For Focus Control)	√	√	√	√	Servo zoom & focus motor installed on either side			
		Sigma 56mm F1.4 DC DN	Camera and Lens	√	√	√	√				
			Camera, Lens and Servo Motor (For Focus Control)	√	√	√	√	Servo zoom & focus motor installed on either side			
		Tamron28-75mm f/2.8	Camera and Lens	√	√	√	√		Can be balanced at any focal length		
			Camera, Lens and Servo Motor (For Focus Control)	√	√	√	√	Servo zoom & focus motor installed on either side	Can be balanced at any focal length		
			Camera, Lens and Servo Motor (For Zoom Control)	√	√	√	√	Servo zoom & focus motor installed on either side	Can be balanced at any focal length		
		sigma18-35mm f/1.8 DC HSM Art (with adapter)	Camera and Lens	√	√	√	√		Can be balanced at any focal length		
			Camera, Lens and Servo Motor (For Focus Control)	√	√	√	√	Servo zoom & focus motor installed on either side	Can be balanced at any focal length		
			Camera, Lens and Servo Motor (For Zoom Control)	√	√	√	√	Servo zoom & focus motor installed on either side	Can be balanced at any focal length		
		Sony	A6600, A6500, A6400, A6300, A6100, A6000	FE 16-35mm F2.8 GM	Camera and Lens	√	√	√	√		Can be balanced at any focal length
					Camera, Lens and Servo Motor (For Focus Control)	√	√	√	√	Servo zoom & focus motor installed on either side	Can be balanced at any focal length
					Camera, Lens and Servo Motor (For Zoom Control)	√	√	√	√	Servo zoom & focus motor installed on either side	Can be balanced at any focal length
				FE 16-35mm F4 ZAISS	Camera and Lens	√	√	√	√		Can be balanced at any focal length
					Camera, Lens and Servo Motor (For Focus Control)	√	√	√	√	Servo zoom & focus motor installed on either side	Can be balanced at any focal length
					Camera, Lens and Servo Motor (For Zoom Control)	√	√	√	√	Servo zoom & focus motor installed on either side	Can be balanced at any focal length
FE 12-24mm F4 G	Camera and Lens			√	√	√	√		Can be balanced at any focal length		
	Camera, Lens and Servo Motor (For Focus Control)			√	√	√	√	Servo zoom & focus motor installed on either side	Can be balanced at any focal length		
	Camera, Lens and Servo Motor (For Zoom Control)			√	√	√	√	Servo zoom & focus motor installed on either side	Can be balanced at any focal length		
FE 24mm F1.4GM	Camera and Lens			√	√	√	√				
	Camera, Lens and Servo Motor (For Focus Control)			√	√	√	√	Servo zoom & focus motor installed on either side			
FE 24-70mm F2.8 GM	Camera and Lens			√	√	√	√		Can be balanced at any focal length		
	Camera, Lens and Servo Motor (For Focus Control)			√	√	√	√	Servo zoom & focus motor installed on either side	Can be balanced at any focal length		
	Camera, Lens and Servo Motor (For Zoom Control)			√	√	√	√	Servo zoom & focus motor installed on either side	Can be balanced at any focal length		
FE 24-70mm F4 ZA OSS	Camera and Lens			√	√	√	√		Can be balanced at any focal length		
	Camera, Lens and Servo Motor (For Focus Control)			√	√	√	√	Servo zoom & focus motor installed on either side	Can be balanced at any focal length		
	Camera, Lens and Servo Motor (For Zoom Control)			√	√	√	√	Servo zoom & focus motor installed on either side	Can be balanced at any focal length		
FE 28mm F2	Camera and Lens			√	√	-	√ (note)		100g backing base required in vertical shooting; Can be balanced at any focal length		
	Camera, Lens and Servo Motor (For Focus Control)			√	√	√	√ (note)	Servo zoom & focus motor installed on either side	100g backing base required in vertical shooting; Can be balanced at any focal length		
FE 50mm F1.8	Camera and Lens			√	√	√	√				
	Camera, Lens and Servo Motor (For Focus Control)			√	√	√	√	Servo zoom & focus motor installed on either side			



Camera Brand	Model	Lens Model	Mounting Status	Balance Adjustment		Camera Backing Base		Servo Zoom/Focus Motor	Installation Remark
				Horizontal	Vertical	Horizontal	Vertical		
Sony	A6600, A6500, A6400, A6300, A6100, A6000	FE 50mm F1.8	Camera and Lens	√	√	√	√		
			Camera, Lens and Servo Motor (For Focus Control)	√	√	√	√	Servo zoom & focus motor installed on either side	
		FE 85mm F1.4 GM	Camera and Lens	√	√	√	√		
			Camera, Lens and Servo Motor (For Focus Control)	√	√	√	√	Servo zoom & focus motor installed on either side	
		FE 85mm F1.8	Camera and Lens	√	√	√	√		
			Camera, Lens and Servo Motor (For Focus Control)	√	√	√	√	Servo zoom & focus motor installed on either side	
		Distagon T* FE 35mm F1.4 ZA	Camera and Lens	√	√	√	√		
			Camera, Lens and Servo Motor (For Focus Control)	√	√	√	√	Servo zoom & focus motor installed on either side	
		Sonnar T* FE 35mm F2.8 ZA	Camera and Lens	√	√	√	√ (note)		100g backing base required in vertical shooting; Can be balanced at any focal length
			Camera, Lens and Servo Motor (For Focus Control)	√	√	√	√ (note)	Servo zoom & focus motor installed on either side	100g backing base required in vertical shooting; Can be balanced at any focal length
		Planar T* FE 50mm F1.4 ZA	Camera and Lens	√	√	√	√		
			Camera, Lens and Servo Motor (For Focus Control)	√	√	√	√	Servo zoom & focus motor installed on either side	
		Sonnar® T* FE 55mm F1.8 ZA	Camera and Lens	√	√	√	√ (note)		100g backing base required in vertical shooting; Can be balanced at any focal length
			Camera, Lens and Servo Motor (For Focus Control)	√	√	√	√ (note)	Servo zoom & focus motor installed on either side	100g backing base required in vertical shooting; Can be balanced at any focal length
		E 10–18mm F4 OSS	Camera and Lens	√	√	√	√ (note)		100g backing base required in vertical shooting; Can be balanced at any focal length
			Camera, Lens and Servo Motor (For Focus Control)	√	√	√	√ (note)	Servo zoom & focus motor installed on either side	100g backing base required in vertical shooting; Can be balanced at any focal length, Can be balanced at any focal length
			Camera, Lens and Servo Motor (For Zoom Control)	√	√	√	√ (note)	Servo zoom & focus motor installed on either side	100g backing base required in vertical shooting; Can be balanced at any focal length, Can be balanced at any focal length
		E 16-70mm F4 ZA OSS	Camera and Lens	√	√	√	√		Can be balanced at any focal length
			Camera, Lens and Servo Motor (For Focus Control)	√	√	√	√	Servo zoom & focus motor installed on either side	Can be balanced at any focal length
			Camera, Lens and Servo Motor (For Zoom Control)	√	√	√	√	Servo zoom & focus motor installed on either side	Can be balanced at any focal length
		E 16-55mm F2.8 G	Camera and Lens	√	√	√	√		Can be balanced at any focal length
			Camera, Lens and Servo Motor (For Focus Control)	√	√	√	√	Servo zoom & focus motor installed on either side	Can be balanced at any focal length
			Camera, Lens and Servo Motor (For Zoom Control)	√	√	√	√	Servo zoom & focus motor installed on either side	Can be balanced at any focal length
		E PZ 18–105mm F4 G OSS	Camera and Lens	√	√	√	√		Can be balanced at any focal length
			Camera, Lens and Servo Motor (For Focus Control)	√	√	√	√	Servo zoom & focus motor installed on either side	Can be balanced at any focal length
			Camera, Lens and Servo Motor (For Zoom Control)	√	√	√	√	Servo zoom & focus motor installed on either side	Can be balanced at any focal length
		E 18–200mm F3.5–6.3 OSS LE	Camera and Lens	√	√	√	√		Can be balanced at any focal length
			Camera, Lens and Servo Motor (For Focus Control)	√	√	√	√	Servo zoom & focus motor installed on either side	Can be balanced at any focal length
			Camera, Lens and Servo Motor (For Zoom Control)	√	√	√	√	Servo zoom & focus motor installed on either side	Can be balanced at any focal length
		Sigma 16mm f/1.4 DC DN	Camera and Lens	√	√	√	√		
			Camera, Lens and Servo Motor (For Focus Control)	√	√	√	√	Servo zoom & focus motor installed on either side	
		Sigma 24mm f1.4 DG	Camera and Lens	√	√	√	√		
			Camera, Lens and Servo Motor (For Focus Control)	√	√	√	√	Servo zoom & focus motor installed on either side	
		Sigma 30mm f/1.4 DC DN	Camera and Lens	√	√	√	√		
			Camera, Lens and Servo Motor (For Focus Control)	√	√	√	√	Servo zoom & focus motor installed on either side	



CRANE 2S Supported Camera-Lens List

Camera Brand	Model	Lens Model	Mounting Status	Balance Adjustment		Camera Backing Base		Servo Zoom/Focus Motor	Installation Remark
				Horizontal	Vertical	Horizontal	Vertical		
Sony	A6600, A6500, A6400, A6300, A6100, A6000	Sigma 35mm f/1.4 DG HSM Art	Camera and Lens	√	√	√	√		
			Camera, Lens and Servo Motor (For Focus Control)	√	√	√	√	Servo zoom & focus motor installed on either side	
		Sigma 50mm f/1.4 DG	Camera and Lens	√	√	√	√		
			Camera, Lens and Servo Motor (For Focus Control)	√	√	√	√	Servo zoom & focus motor installed on either side	
		Sigma 56mm F1.4 DC DN	Camera and Lens	√	√	√	√		
			Camera, Lens and Servo Motor (For Focus Control)	√	√	√	√	Servo zoom & focus motor installed on either side	
		Tamron28-75mm f/2.8	Camera and Lens	√	√	√	√		Can be balanced at any focal length
			Camera, Lens and Servo Motor (For Focus Control)	√	√	√	√	Servo zoom & focus motor installed on either side	Can be balanced at any focal length
			Camera, Lens and Servo Motor (For Zoom Control)	√	√	√	√	Servo zoom & focus motor installed on either side	Can be balanced at any focal length
		Sigma18-35mm f/1.8 DC HSM Art (with adapter)	Camera and Lens	√	√	√	√		Can be balanced at any focal length
			Camera, Lens and Servo Motor (For Focus Control)	√	√	√	√	Servo zoom & focus motor installed on either side	Can be balanced at any focal length
			Camera, Lens and Servo Motor (For Zoom Control)	√	√	√	√	Servo zoom & focus motor installed on either side	Can be balanced at any focal length
FUJIFILM	X-H1, X-T4, X-T3, X-T2	XF 10-24mm f/4.0 R OIS	Camera and Lens	√	√	-	-		Can be balanced at any focal length
			Camera, Lens and Servo Motor (For Focus Control)	√	√	√	√	Servo zoom & focus motor installed on either side	Can be balanced at any focal length
			Camera, Lens and Servo Motor (For Zoom Control)	√	√	√	√	Servo zoom & focus motor installed on either side	Can be balanced at any focal length
		XF 16-55mm f/2.8 R LM WR	Camera and Lens	√	√	-	-		Can be balanced at any focal length
			Camera, Lens and Servo Motor (For Focus Control)	√	√	√	√	Servo zoom & focus motor installed on either side	Can be balanced at any focal length
			Camera, Lens and Servo Motor (For Zoom Control)	√	√	√	√	Servo zoom & focus motor installed on either side	Can be balanced at any focal length
		XF 18-55mm f/2.8-4 R OIS	Camera and Lens	√	√	-	-		Can be balanced at any focal length
			Camera, Lens and Servo Motor (For Focus Control)	√	√	√	√	Servo zoom & focus motor installed on either side	Can be balanced at any focal length
			Camera, Lens and Servo Motor (For Zoom Control)	√	√	√	√	Servo zoom & focus motor installed on either side	Can be balanced at any focal length
		XF 16-80mm f1.4 R OIS WR	Camera and Lens	√	√	-	-		Can be balanced at any focal length
			Camera, Lens and Servo Motor (For Focus Control)	√	√	√	√	Servo zoom & focus motor installed on either side	Can be balanced at any focal length
			Camera, Lens and Servo Motor (For Zoom Control)	√	√	√	√	Servo zoom & focus motor installed on either side	Can be balanced at any focal length
		XF 18-135mm f/3.5-5.6 R LM OIS WR	Camera and Lens	√	√	-	-		Can be balanced at any focal length
			Camera, Lens and Servo Motor (For Focus Control)	√	√	√	√	Servo zoom & focus motor installed on either side	Can be balanced at any focal length
			Camera, Lens and Servo Motor (For Zoom Control)	√	√	√	√	Servo zoom & focus motor installed on either side	Can be balanced at any focal length
		XF 35mm f/2 R WR	Camera and Lens	√	√	-	-		
			Camera, Lens and Servo Motor (For Focus Control)	√	√	√	√	Servo zoom & focus motor installed on either side	
		XF 56mm f/1.2 R	Camera and Lens	√	√	-	-		
			Camera, Lens and Servo Motor (For Focus Control)	√	√	√	√	Servo zoom & focus motor installed on either side	
		XC 15-45mm f/3.5-5.6 OIS	Camera and Lens	√	√	-	-		Can be balanced at any focal length
			Camera, Lens and Servo Motor (For Focus Control)	√	√	√	√	Servo zoom & focus motor installed on either side	Can be balanced at any focal length
			Camera, Lens and Servo Motor (For Zoom Control)	√	√	√	√	Servo zoom & focus motor installed on either side	Can be balanced at any focal length
		XC 16-50mm f/3.5-5.6 OIS	Camera and Lens	√	√	-	-		Can be balanced at any focal length
			Camera, Lens and Servo Motor (For Focus Control)	√	√	√	√	Servo zoom & focus motor installed on either side	Can be balanced at any focal length
Camera, Lens and Servo Motor (For Zoom Control)	√		√	√	√	Servo zoom & focus motor installed on either side	Can be balanced at any focal length		
Super EBC XF 23mm f/1.4 R	Camera and Lens	√	√	-	-				
	Camera, Lens and Servo Motor (For Focus Control)	√	√	√	√	Servo zoom & focus motor installed on either side			



Camera Brand	Model	Lens Model	Mounting Status	Balance Adjustment		Camera Backing Base		Servo Zoom/Focus Motor	Installation Remark
				Horizontal	Vertical	Horizontal	Vertical		
Panasonic	GH5s, GH5, G9	Vario-Elmarit 8-18mm f/2.8-4.0	Camera and Lens	√	√	-	-		Can be balanced at any focal length
			Camera, Lens and Servo Motor (For Focus Control)	√	√	√	√	Servo zoom & focus motor installed on either side	Can be balanced at any focal length
			Camera, Lens and Servo Motor (For Zoom Control)	√	√	√	√	Servo zoom & focus motor installed on either side	Can be balanced at any focal length
		Vario 12-35mm f/2.8 II	Camera and Lens	√	√	-	-		Can be balanced at any focal length
			Camera, Lens and Servo Motor (For Focus Control)	√	√	√	√	Servo zoom & focus motor installed on either side	Can be balanced at any focal length
			Camera, Lens and Servo Motor (For Zoom Control)	√	√	√	√	Servo zoom & focus motor installed on either side	Can be balanced at any focal length
		Vario-Elmarit 12-60mm f/2.8-4	Camera and Lens	√	√	-	-		Can be balanced at any focal length
			Camera, Lens and Servo Motor (For Focus Control)	√	√	√	√	Servo zoom & focus motor installed on either side	Can be balanced at any focal length
			Camera, Lens and Servo Motor (For Zoom Control)	√	√	√	√	Servo zoom & focus motor installed on either side	Can be balanced at any focal length
		SUMMILUX 12mm f/1.4	Camera and Lens	√	√	-	-		Can be balanced at any focal length
			Camera, Lens and Servo Motor (For Focus Control)	√	√	√	√	Servo zoom & focus motor installed on either side	
		Lumix G 25mm f/1.7	Camera and Lens	√	√	-	-		
			Camera, Lens and Servo Motor (For Focus Control)	√	√	√	√	Servo zoom & focus motor installed on either side	
		SUMMILUX 15mm f/1.7	Camera and Lens	√	√	-	-		
			Camera, Lens and Servo Motor (For Focus Control)	√	√	√	√	Servo zoom & focus motor installed on either side	
		MACRO 30mm f/2.8	Camera and Lens	√	√	-	-		
			Camera, Lens and Servo Motor (For Focus Control)	√	√	√	√	Servo zoom & focus motor installed on either side	
		M.ZUIKO DIGITAL ED 12-40mm f/2.8 PRO	Camera and Lens	√	√	-	-		Can be balanced at any focal length
			Camera, Lens and Servo Motor (For Focus Control)	√	√	√	√	Servo zoom & focus motor installed on either side	Can be balanced at any focal length
			Camera, Lens and Servo Motor (For Zoom Control)	√	√	√	√	Servo zoom & focus motor installed on either side	Can be balanced at any focal length
		M.ZUIKO DIGITAL ED 7-14mm f/2.8 PRO	Camera and Lens	√	√	-	-		Can be balanced at any focal length
			Camera, Lens and Servo Motor (For Focus Control)	√	√	√	√	Servo zoom & focus motor installed on either side	Can be balanced at any focal length
			Camera, Lens and Servo Motor (For Zoom Control)	√	√	√	√	Servo zoom & focus motor installed on either side	Can be balanced at any focal length
		M.Zuiko Digital ED 12-100mm f/4.0 IS PRO	Camera and Lens	√	√	-	-		Can be balanced at any focal length
			Camera, Lens and Servo Motor (For Focus Control)	√	√	√	√	Servo zoom & focus motor installed on either side	Can be balanced at any focal length
			Camera, Lens and Servo Motor (For Zoom Control)	√	√	√	√	Servo zoom & focus motor installed on either side	Can be balanced at any focal length
		Sigma18-35mm f/1.8 DC HSM Art (with adapter)	Camera and Lens	√	√	-	-		Can be balanced at any focal length
			Camera, Lens and Servo Motor (For Focus Control)	√	√	√	√	Servo zoom & focus motor installed on either side	Can be balanced at any focal length
			Camera, Lens and Servo Motor (For Zoom Control)	√	√	√	√	Servo zoom & focus motor installed on either side	Can be balanced at any focal length
		S1H, S1	LUMIX S 24-105mm F/4 Macro OIS	Camera and Lens	√	√	-	-	
	Camera, Lens and Servo Motor (For Focus Control)			√	√	√	√	Servo zoom & focus motor installed on either side	Can be balanced at any focal length
	Camera, Lens and Servo Motor (For Zoom Control)			√	√	√	√	Servo zoom & focus motor installed on either side	Can be balanced at any focal length
	CN-E50mm T1.3 FP X		Camera and Lens	√	√	√	√		
			Camera, Lens and Servo Motor (For Focus Control)	√	√	√	√	Servo zoom & focus motor installed on either side	



CRANE 2S Supported Camera-Lens List

Camera Brand	Model	Lens Model	Mounting Status	Balance Adjustment		Camera Backing Base		Servo Zoom/Focus Motor	Installation Remark
				Horizontal	Vertical	Horizontal	Vertical		
BMD	BMPCC 4K	Vario-Elmarit 8-18mm f/2.8-4.0	Camera and Lens	√	√	-	-		Can be balanced at any focal length
			Camera, Lens and Servo Motor (For Focus Control)	√	√	√	√	Servo zoom & focus motor installed on either side	Can be balanced at any focal length
			Camera, Lens and Servo Motor (For Zoom Control)	√	√	√	√	Servo zoom & focus motor installed on either side	Can be balanced at any focal length
		Vario 12-35mm f/2.8 II	Camera and Lens	√	√	-	-		Can be balanced at any focal length
			Camera, Lens and Servo Motor (For Focus Control)	√	√	√	√	Servo zoom & focus motor installed on either side	Can be balanced at any focal length
			Camera, Lens and Servo Motor (For Zoom Control)	√	√	√	√	Servo zoom & focus motor installed on either side	Can be balanced at any focal length
		Vario-Elmarit 12-60mm f/2.8-4	Camera and Lens	√	√	-	-		Can be balanced at any focal length
			Camera, Lens and Servo Motor (For Focus Control)	√	√	√	√	Servo zoom & focus motor installed on either side	Can be balanced at any focal length
			Camera, Lens and Servo Motor (For Zoom Control)	√	√	√	√	Servo zoom & focus motor installed on either side	Can be balanced at any focal length
		SUMMILUX 12mm f/1.4	Camera and Lens	√	√	-	-		
			Camera, Lens and Servo Motor (For Focus Control)	√	√	√	√	Servo zoom & focus motor installed on either side	
		25mm f/1.7	Camera and Lens	√	√	-	-		
			Camera, Lens and Servo Motor (For Focus Control)	√	√	√	√	Servo zoom & focus motor installed on either side	
		SUMMILUX 15mm f/1.7	Camera and Lens	√	√	-	-		
			Camera, Lens and Servo Motor (For Focus Control)	√	√	√	√	Servo zoom & focus motor installed on either side	
		MACRO 30mm f/2.8	Camera and Lens	√	√	-	-		
			Camera, Lens and Servo Motor (For Focus Control)	√	√	√	√	Servo zoom & focus motor installed on either side	
		M.ZUIKO DIGITAL ED 12-40mm f/2.8 PRO	Camera and Lens	√	√	-	-		
			Camera, Lens and Servo Motor (For Focus Control)	√	√	√	√	Servo zoom & focus motor installed on either side	Can be balanced at any focal length
			Camera, Lens and Servo Motor (For Zoom Control)	√	√	√	√	Servo zoom & focus motor installed on either side	Can be balanced at any focal length
		M.ZUIKO DIGITAL ED 7-14mm f/2.8 PRO	Camera and Lens	√	√	-	-		
			Camera, Lens and Servo Motor (For Focus Control)	√	√	√	√	Servo zoom & focus motor installed on either side	Can be balanced at any focal length
			Camera, Lens and Servo Motor (For Zoom Control)	√	√	√	√	Servo zoom & focus motor installed on either side	Can be balanced at any focal length
		M.Zuiko Digital ED 12-100mm f/4.0 IS PRO	Camera and Lens	√	√	-	-		
			Camera, Lens and Servo Motor (For Focus Control)	√	√	√	√	Servo zoom & focus motor installed on either side	Can be balanced at any focal length
			Camera, Lens and Servo Motor (For Zoom Control)	√	√	√	√	Servo zoom & focus motor installed on either side	Can be balanced at any focal length
		Sigma18-35mm f/1.8 DC HSM Art (with adapter)	Camera and Lens	√	√	-	-		
			Camera, Lens and Servo Motor (For Focus Control)	√	√	√	√	Servo zoom & focus motor installed on either side	Can be balanced at any focal length
			Camera, Lens and Servo Motor (For Zoom Control)	√	√	√	√	Servo zoom & focus motor installed on either side	Can be balanced at any focal length
		BMPCC 6K	EF 8-15mm f/4L USM	Camera and Lens	√	√	-	-	
Camera, Lens and Servo Motor (For Focus Control)	√			√	√	√	Servo zoom & focus motor installed on either side	Can be balanced at any focal length	
Camera, Lens and Servo Motor (For Zoom Control)	√			√	√	√	Servo zoom & focus motor installed on either side	Can be balanced at any focal length	
EF 11-24mm f/4L USM	Camera and Lens		√	√	-	-			
	Camera, Lens and Servo Motor (For Focus Control)		√	√	√	√	Servo zoom & focus motor installed on either side	Can be balanced at any focal length	
EF 16-35mm f/4L IS USM	Camera and Lens		√	√	-	-			
	Camera, Lens and Servo Motor (For Focus Control)		√	√	√	√	Servo zoom & focus motor installed on either side	Can be balanced at any focal length	
EF 16-35mm f/2.8L III USM	Camera and Lens		√	√	-	-			
	Camera, Lens and Servo Motor (For Focus Control)		√	√	√	√	Servo zoom & focus motor installed on either side	Can be balanced at any focal length	
		Camera, Lens and Servo Motor (For Zoom Control)	√	√	√	√	Servo zoom & focus motor installed on either side	Can be balanced at any focal length	



Camera Brand	Model	Lens Model	Mounting Status	Balance Adjustment		Camera Backing Base		Servo Zoom/Focus Motor	Installation Remark
				Horizontal	Vertical	Horizontal	Vertical		
BMD	BMPCC 6K	EF 17-40mm f/4L USM	Camera and Lens	√	√	-	-		
			Camera, Lens and Servo Motor (For Focus Control)	√	√	√	√	Servo zoom & focus motor installed on either side	Can be balanced at any focal length
			Camera, Lens and Servo Motor (For Zoom Control)	√	√	√	√	Servo zoom & focus motor installed on either side	Can be balanced at any focal length
		EF 24-70mm f/2.8L II USM	Camera and Lens	√	√	-	-		
			Camera, Lens and Servo Motor (For Focus Control)	√	√	√	√	Servo zoom & focus motor installed on either side	Can be balanced at any focal length
			Camera, Lens and Servo Motor (For Zoom Control)	√	√	√	√	Servo zoom & focus motor installed on either side	Can be balanced at any focal length
		EF 24-70mm f/4L IS USM	Camera and Lens	√	√	-	-		
			Camera, Lens and Servo Motor (For Focus Control)	√	√	√	√	Servo zoom & focus motor installed on either side	Can be balanced at any focal length
			Camera, Lens and Servo Motor (For Zoom Control)	√	√	√	√	Servo zoom & focus motor installed on either side	Can be balanced at any focal length
		EF 24-105mm f/4L IS II USM	Camera and Lens	√	√	-	-		
			Camera, Lens and Servo Motor (For Focus Control)	√	√	√	√	Servo zoom & focus motor installed on either side	Can be balanced at any focal length
			Camera, Lens and Servo Motor (For Zoom Control)	√	√	√	√	Servo zoom & focus motor installed on either side	Can be balanced at any focal length
		EF 24-105mm f/3.5-5.6 IS STM	Camera and Lens	√	√	-	-		
			Camera, Lens and Servo Motor (For Focus Control)	√	√	√	√	Servo zoom & focus motor installed on either side	Can be balanced at any focal length
			Camera, Lens and Servo Motor (For Zoom Control)	√	√	√	√	Servo zoom & focus motor installed on either side	Can be balanced at any focal length
		EF 24mm f/1.4L II USM	Camera and Lens	√	√	-	-		
			Camera, Lens and Servo Motor (For Focus Control)	√	√	√	√	Servo zoom & focus motor installed on either side	
		EF 35mm f/1.4L II USM	Camera and Lens	√	√	-	-		
			Camera, Lens and Servo Motor (For Focus Control)	√	√	√	√	Servo zoom & focus motor installed on either side	
		EF 50mm f/1.2L USM	Camera and Lens	√	√	-	-		
			Camera, Lens and Servo Motor (For Focus Control)	√	√	√	√	Servo zoom & focus motor installed on either side	
		EF 50mm f/1.4 USM	Camera and Lens	√	√	-	-		
			Camera, Lens and Servo Motor (For Focus Control)	√	√	√	√	Servo zoom & focus motor installed on either side	
		EF 50mm f/1.8 STM	Camera and Lens	√	√	-	-		
			Camera, Lens and Servo Motor (For Focus Control)	√	√	√	√	Servo zoom & focus motor installed on either side	
		EF 85mm f/1.2L II USM	Camera and Lens	√	√	-	-		
			Camera, Lens and Servo Motor (For Focus Control)	√	√	√	√	Servo zoom & focus motor installed on either side	
		EF 85mm f/1.4L IS USM	Camera and Lens	√	√	-	-		
			Camera, Lens and Servo Motor (For Focus Control)	√	√	√	√	Servo zoom & focus motor installed on either side	
		EF 85mm f/1.8 USM	Camera and Lens	√	√	-	-		
Camera, Lens and Servo Motor (For Focus Control)	√		√	√	√	Servo zoom & focus motor installed on either side			
Sigma 18-35 T2 (EF)	Camera and Lens	√	√	-	-				
	Camera, Lens and Servo Motor (For Focus Control)	√	√	√	√	Servo zoom & focus motor installed on either side	Can be balanced at any focal length		
	Camera, Lens and Servo Motor (For Zoom Control)	√	√	√	√	Servo zoom & focus motor installed on either side	Can be balanced at any focal length		
Sigma	fp	45mm F2.8	Camera and Lens	√	√	-	√		
			Camera, Lens and Servo Motor (For Focus Control)	√	√	√	√	Servo zoom & focus motor installed on either side	



CRANE 2S Supported Camera-Lens List

Camera Brand	Model	Lens Model	Mounting Status	Balance Adjustment		Camera Backing Base		Servo Zoom/Focus Motor	Installation Remark
				Horizontal	Vertical	Horizontal	Vertical		
ZCAM	E2, E2[C]	Panasonic Lumix G Vario 7-14mm f/4 ASPH	Camera and Lens	√	√	-	-		Can be balanced at any focal length
			Camera, Lens and Servo Motor (For Focus Control)	√	√	√	√	Servo zoom & focus motor installed on either side	Can be balanced at any focal length
			Camera, Lens and Servo Motor (For Zoom Control)	√	√	√	√	Servo zoom & focus motor installed on either side	Can be balanced at any focal length
		Panasonic Leica DG Vario-Elmarit 8-18mm f/2.8-4 ASPH.	Camera and Lens	√	√	-	-		Can be balanced at any focal length
			Camera, Lens and Servo Motor (For Focus Control)	√	√	√	√	Servo zoom & focus motor installed on either side	Can be balanced at any focal length
			Camera, Lens and Servo Motor (For Zoom Control)	√	√	√	√	Servo zoom & focus motor installed on either side	Can be balanced at any focal length
		Panasonic Lumix GX Vario 12-35mm f/4 ASPH	Camera and Lens	√	√	-	-		Can be balanced at any focal length
			Camera, Lens and Servo Motor (For Focus Control)	√	√	√	√	Servo zoom & focus motor installed on either side	Can be balanced at any focal length
			Camera, Lens and Servo Motor (For Zoom Control)	√	√	√	√	Servo zoom & focus motor installed on either side	Can be balanced at any focal length
		Panasonic Lumix 14mm f/2.5 G	Camera and Lens	√	√	-	-		
			Camera, Lens and Servo Motor (For Focus Control)	√	√	√	√	Servo zoom & focus motor installed on either side	
		Lumix G X Vario 14-42mm f/3.5-5.6 Power O.I.S	Camera and Lens	√	√	-	-		Can be balanced at any focal length
			Camera, Lens and Servo Motor (For Focus Control)	√	√	√	√	Servo zoom & focus motor installed on either side	Can be balanced at any focal length
			Camera, Lens and Servo Motor (For Zoom Control)	√	√	√	√	Servo zoom & focus motor installed on either side	Can be balanced at any focal length
		Panasonic Lumix G Vario 14-140mm f/3.5-5.6 ASPH.POWER O.I.S	Camera and Lens	√	√	-	-		Can be balanced at any focal length
			Camera, Lens and Servo Motor (For Focus Control)	√	√	√	√	Servo zoom & focus motor installed on either side	Can be balanced at any focal length
			Camera, Lens and Servo Motor (For Zoom Control)	√	√	√	√	Servo zoom & focus motor installed on either side	Can be balanced at any focal length
		Panasonic Leica DG Summilux 15mm f/1.7 ASPH.	Camera and Lens	√	√	-	-		Can be balanced at any focal length
			Camera, Lens and Servo Motor (For Focus Control)	√	√	√	√	Servo zoom & focus motor installed on either side	Can be balanced at any focal length
			Camera, Lens and Servo Motor (For Zoom Control)	√	√	√	√	Servo zoom & focus motor installed on either side	Can be balanced at any focal length
		Panasonic Lumix G 25mm f/1.7 ASPH	Camera and Lens	√	√	-	-		
			Camera, Lens and Servo Motor (For Focus Control)	√	√	√	√	Servo zoom & focus motor installed on either side	
		Panasonic Lumix G 42.5mm f/1.7 ASPH	Camera and Lens	√	√	-	-		
			Camera, Lens and Servo Motor (For Focus Control)	√	√	√	√	Servo zoom & focus motor installed on either side	
		Panasonic Leica DG Macro-Elmarit 45mm f/1.7 ASPH.	Camera and Lens	√	√	-	-		
			Camera, Lens and Servo Motor (For Focus Control)	√	√	√	√	Servo zoom & focus motor installed on either side	
		Sigma 19mm F2.8 DM Art	Camera and Lens	√	√	-	-		
			Camera, Lens and Servo Motor (For Focus Control)	√	√	√	√	Servo zoom & focus motor installed on either side	
		Olympus M.Zuiko Digital ED 7-14mm f/2.8 PRO	Camera and Lens	√	√	-	-		Can be balanced at any focal length
			Camera, Lens and Servo Motor (For Focus Control)	√	√	√	√	Servo zoom & focus motor installed on either side	Can be balanced at any focal length
			Camera, Lens and Servo Motor (For Zoom Control)	√	√	√	√	Servo zoom & focus motor installed on either side	Can be balanced at any focal length
		Olympus M.Zuiko Digital ED 8mm f/1.8 Fisheye PRO	Camera and Lens	√	√	-	-		
			Camera, Lens and Servo Motor (For Focus Control)	√	√	√	√	Servo zoom & focus motor installed on either side	
		Olympus M.Zuiko Digital ED 12mm f/2	Camera and Lens	√	√	-	-		
			Camera, Lens and Servo Motor (For Focus Control)	√	√	√	√	Servo zoom & focus motor installed on either side	
		Olympus M.Zuiko Digital ED 12-40mm f/2.8 PRO	Camera and Lens	√	√	-	-		Can be balanced at any focal length
			Camera, Lens and Servo Motor (For Focus Control)	√	√	√	√	Servo zoom & focus motor installed on either side	Can be balanced at any focal length
			Camera, Lens and Servo Motor (For Zoom Control)	√	√	√	√	Servo zoom & focus motor installed on either side	Can be balanced at any focal length
		Olympus M.Zuiko Digital ED 12-100mm f/2.8 IS PRO	Camera and Lens	√	√	-	-		Can be balanced at any focal length
			Camera, Lens and Servo Motor (For Focus Control)	√	√	√	√	Servo zoom & focus motor installed on either side	Can be balanced at any focal length
			Camera, Lens and Servo Motor (For Zoom Control)	√	√	√	√	Servo zoom & focus motor installed on either side	Can be balanced at any focal length



CRANE 2S Supported Camera-Lens List

Camera Brand	Model	Lens Model	Mounting Status	Balance Adjustment		Camera Backing Base		Servo Zoom/Focus Motor	Installation Remark
				Horizontal	Vertical	Horizontal	Vertical		
ZCAM	E2, E2[C]	Olympus M.Zuiko Digital ED 14-42mm f/3.5-5.6 EZ	Camera and Lens	√	√	-	-		Can be balanced at any focal length
			Camera, Lens and Servo Motor (For Focus Control)	√	√	√	√	Servo zoom & focus motor installed on either side	Can be balanced at any focal length
			Camera, Lens and Servo Motor (For Zoom Control)	√	√	√	√	Servo zoom & focus motor installed on either side	Can be balanced at any focal length
		Olympus M.Zuiko Digital ED 17mm f/1.2 PRO	Camera and Lens	√	√	-	-		
			Camera, Lens and Servo Motor (For Focus Control)	√	√	√	√	Servo zoom & focus motor installed on either side	
		Olympus M.Zuiko Digital ED 25mm f/1.2 PRO	Camera and Lens	√	√	-	-		
			Camera, Lens and Servo Motor (For Focus Control)	√	√	√	√	Servo zoom & focus motor installed on either side	
		Olympus M.Zuiko Digital ED 30mm f/3.5 Macro	Camera and Lens	√	√	-	-		
			Camera, Lens and Servo Motor (For Focus Control)	√	√	√	√	Servo zoom & focus motor installed on either side	
		Olympus M.Zuiko Digital ED 45mm f/1.2 PRO	Camera and Lens	√	√	-	-		
			Camera, Lens and Servo Motor (For Focus Control)	√	√	√	√	Servo zoom & focus motor installed on either side	
		Olympus M.Zuiko Digital ED 60mm f/2.8 Macro	Camera and Lens	√	√	-	-		
	Camera, Lens and Servo Motor (For Focus Control)		√	√	√	√	Servo zoom & focus motor installed on either side		
	Olympus M.Zuiko Digital ED 75mm f/1.8 Lens	Camera and Lens	√	√	-	-			
		Camera, Lens and Servo Motor (For Focus Control)	√	√	√	√	Servo zoom & focus motor installed on either side		
	E2 F6	EF 8-15mm f/4L USM	Camera and Lens	√	√	-	-		Can be balanced at any focal length
			Camera, Lens and Servo Motor (For Focus Control)	√	√	√	√	Servo zoom & focus motor installed on either side	Can be balanced at any focal length
			Camera, Lens and Servo Motor (For Zoom Control)	√	√	√	√	Servo zoom & focus motor installed on either side	Can be balanced at any focal length
		EF 11-24mm f/4L USM	Camera and Lens	√	√	-	-		Can be balanced at any focal length
			Camera, Lens and Servo Motor (For Focus Control)	√	√	√	√	Servo zoom & focus motor installed on either side	Can be balanced at any focal length
			Camera, Lens and Servo Motor (For Zoom Control)	√	√	√	√	Servo zoom & focus motor installed on either side	Can be balanced at any focal length
		EF 16-35mm f/4L IS USM	Camera and Lens	√	√	-	-		Can be balanced at any focal length
			Camera, Lens and Servo Motor (For Focus Control)	√	√	√	√	Servo zoom & focus motor installed on either side	Can be balanced at any focal length
			Camera, Lens and Servo Motor (For Zoom Control)	√	√	√	√	Servo zoom & focus motor installed on either side	Can be balanced at any focal length
EF 16-35mm f/2.8L III USM		Camera and Lens	√	√	-	-		Can be balanced at any focal length	
		Camera, Lens and Servo Motor (For Focus Control)	√	√	√	√	Servo zoom & focus motor installed on either side	Can be balanced at any focal length	
		Camera, Lens and Servo Motor (For Zoom Control)	√	√	√	√	Servo zoom & focus motor installed on either side	Can be balanced at any focal length	
EF 17-40mm f/4L USM		Camera and Lens	√	√	-	-		Can be balanced at any focal length	
		Camera, Lens and Servo Motor (For Focus Control)	√	√	√	√	Servo zoom & focus motor installed on either side	Can be balanced at any focal length	
		Camera, Lens and Servo Motor (For Zoom Control)	√	√	√	√	Servo zoom & focus motor installed on either side	Can be balanced at any focal length	
EF 24-70mm f/2.8L II USM		Camera and Lens	√	√	-	-		Can be balanced at any focal length	
		Camera, Lens and Servo Motor (For Focus Control)	√	√	√	√	Servo zoom & focus motor installed on either side	Can be balanced at any focal length	
		Camera, Lens and Servo Motor (For Zoom Control)	√	√	√	√	Servo zoom & focus motor installed on either side	Can be balanced at any focal length	
EF 24-70mm f/4L IS USM	Camera and Lens	√	√	-	-		Can be balanced at any focal length		
	Camera, Lens and Servo Motor (For Focus Control)	√	√	√	√	Servo zoom & focus motor installed on either side	Can be balanced at any focal length		
	Camera, Lens and Servo Motor (For Zoom Control)	√	√	√	√	Servo zoom & focus motor installed on either side	Can be balanced at any focal length		
EF 24-105mm f/4L IS II USM	Camera and Lens	√	√	-	-		Can be balanced at any focal length		
	Camera, Lens and Servo Motor (For Focus Control)	√	√	√	√	Servo zoom & focus motor installed on either side	Can be balanced at any focal length		



Camera Brand	Model	Lens Model	Mounting Status	Balance Adjustment		Camera Backing Base		Servo Zoom/Focus Motor	Installation Remark
				Horizontal	Vertical	Horizontal	Vertical		
ZCAM	E2 F6	EF 24-105mm f/3.5-5.6 IS STM	Camera and Lens	√	√	-	-		Can be balanced at any focal length
			Camera, Lens and Servo Motor (For Focus Control)	√	√	√	√	Servo zoom & focus motor installed on either side	Can be balanced at any focal length
			Camera, Lens and Servo Motor (For Zoom Control)	√	√	√	√	Servo zoom & focus motor installed on either side	Can be balanced at any focal length
		EF 24mm f/1.4L II USM	Camera and Lens	√	√	-	-		
			Camera, Lens and Servo Motor (For Focus Control)	√	√	√	√	Servo zoom & focus motor installed on either side	
		EF 35mm f/1.4L II USM	Camera and Lens	√	√	-	-		
			Camera, Lens and Servo Motor (For Focus Control)	√	√	√	√	Servo zoom & focus motor installed on either side	
		EF 50mm f/1.2L USM	Camera and Lens	√	√	-	-		
			Camera, Lens and Servo Motor (For Focus Control)	√	√	√	√	Servo zoom & focus motor installed on either side	
		EF 50mm f/1.4 USM	Camera and Lens	√	√	-	-		
			Camera, Lens and Servo Motor (For Focus Control)	√	√	√	√	Servo zoom & focus motor installed on either side	
		EF 50mm f/1.8 STM	Camera and Lens	√	√	-	-		
			Camera, Lens and Servo Motor (For Focus Control)	√	√	√	√	Servo zoom & focus motor installed on either side	
		EF 85mm f/1.2L II USM	Camera and Lens	√	√	-	-		
			Camera, Lens and Servo Motor (For Focus Control)	√	√	√	√	Servo zoom & focus motor installed on either side	
		EF 85mm f/1.4L IS USM	Camera and Lens	√	√	-	-		
			Camera, Lens and Servo Motor (For Focus Control)	√	√	√	√	Servo zoom & focus motor installed on either side	
		EF 85mm f/1.8 USM	Camera and Lens	√	√	-	-		
			Camera, Lens and Servo Motor (For Focus Control)	√	√	√	√	Servo zoom & focus motor installed on either side	
		Sigma 24-70mm f/2.8 DG HSM Art	Camera and Lens	√	√	-	-		Can be balanced at any focal length
			Camera, Lens and Servo Motor (For Focus Control)	√	√	√	√	Servo zoom & focus motor installed on either side	Can be balanced at any focal length
			Camera, Lens and Servo Motor (For Zoom Control)	√	√	√	√	Servo zoom & focus motor installed on either side	Can be balanced at any focal length
		Sigma 35mm f/1.4 DG HSM Art	Camera and Lens	√	√	-	-		
			Camera, Lens and Servo Motor (For Focus Control)	√	√	√	√	Servo zoom & focus motor installed on either side	
Sigma 50mm f/1.4 DG HSM Art	Camera and Lens	√	√	-	-				
	Camera, Lens and Servo Motor (For Focus Control)	√	√	√	√	Servo zoom & focus motor installed on either side			